Prabhudas Lilladher
POWERING YOUR FINANCIAL GROWTH

# ADITYA BIRLA SMALL AND MIDCAP FUND

## WHY INVEST IN THIS FUND?

### Key Features

- This is a fund with an investment strategy which **invests a pre-dominant portion of its portfolio in equity of companies considered to be small and mid cap.**
- The investment style of this fund is a mix of growth and value
- The sector level exposure is capped at 20% and the stock level exposure is up to 10% of the portfolio.
- The portfolio is modestly diversified, as the fund manager prefers taking larger positions and meaningful exposure in his high-conviction bets.
- The fund has invested in 54 stocks currently across 37 sectors.
- The top 3 sectors in the portfolio are Financials (15.3%), Construction (11.4%) and Services (8.7%)
- Fund Benchmark is Nifty Free Float MidCap 100 TRI
- Fund manager since inception is Mr Jayesh Gandhi(since Dec 2014)
- Current AUM of this fund is Rs 2,021 crores
- Current expense ratio is 2.40%
- Exit load is 1% (up to 1 year). Minimum investment: Rs 1,000 (Lump sum) and Rs 1,000 (SIP)

### Benefits

- Fund was launched in May 2007 (11 years old). It has been a consistent performer over the last 5 years.
- **Fund returns have been superlative over the last 3 years (21.74%p.a) and 5 years (27.27%p.a) have been ahead of its benchmark (Nifty Free Float Midcap 100 TRI) by 3.85% and 5.82%respectively** (Returns as on Jan 31, 2018)
- **Rs 10,000 invested since inception (May 2007) has become Rs 43,321** (as on Jan 31, 2018) **giving a return of 14.71% per annum.(NAV 43.321)**
- Backed by a stable management team and long track record this fund is amongst the top choices in the Mid and Small Cap category
- In terms of risk adjusted returns this fund has been a top performer over the last 3 years.
- This fund is a long term wealth creator and can be part of an investor's core portfolio
- Lump sum and SIP/STP/SWP investment mode is available

### Recommendation

- This fund is currently part of our Investactive MF model portfolio.
- We recommend this fund with a 3 to 5 years time horizon for investors with moderate to high risk profile and desiring higher returns with lower volatility.

**Contact**
To invest in this fund kindly get in touch with
**Prashant Mehta** (022 6632 2341) or mail us at MFSS@plindia.com.

# Aditya Birla SL Small & Midcap Fund(G)

Prabhudas Lilladher
POWERING YOUR FINANCIAL GROWTH

## Fund Report Card

## Aditya Birla SL Small & Midcap Fund(G)

### Fund Objective/Mission

To generate consistent long-term capital appreciation by investing predominantly in equity and equity related securities of companies considered to be small and mid cap.The Scheme may also invest a certain portion of its corpus in fixed income securities including money market instruments, in order to meet liquidity requirements from time to time.

### Investment Information

| | | | |
|---|---|---|---|
| **Scheme** | Open ended scheme | **Total Stocks:** | 54 |
| **Launch Date** | 31-May-07 | **Total Sectors:** | 37 |
| **Fund Manager** | Jayesh Gandhi | **P/E Ratio:** | 32.99 |
| **Bench Mark** | Nifty Free Float Midcap 100 - TRI | **P/B Ratio:** | 4.21 |
| **Max.Entry Load(%)** | NA | **Avg. Market Cap (Rs.On(Jan-2018)** | 4529.67 |
| **Max.Exit Load(%)** | 1 | | |

### Fund Structure

### Fund House Details

| | |
|---|---|
| **AMC Name:** | Aditya Birla Sun Life AMC Limited |
| **Address:** | One India Bulls Centre , Tower 1, 17th Floor, Jupiter Mill Compound, 841, Senapati Bapat Marg, Elphinstone Road, Mumbai - 400 013 |
| **Website:** | www.birlasunlife.com |

### 5 Years History

| Financial Year | 2017-2018 | 2016-2017 | 2015-2016 | 2014-2015 | 2013-2014 |
|---|---|---|---|---|---|
| NAV in Rs.(as on 31st March) | 41.49 | 34.82 | 24.06 | 23.82 | 14.78 |
| Net Assets(Rs Crores.) (as on 31st March) | 2022 | 593 | 180 | 185 | 88 |
| Returns(%) | 17.77 | 43.71 | -0.69 | 60.96 | 24.91 |
| CNX NIFTY Returns(%) | 12.35 | 18.94 | -9.87 | 26.33 | 17.53 |
| Category Rank | 51/(319) | 4/(295) | 25/(289) | 52/(274) | 46/(217) |

* Latest As on 19/Feb/18

### Financial Details

| | | |
|---|---|---|
| **AUM As On (31-Jan-2018)** | | 2021.65 |
| **NAV As On (19-Feb-2018)** | | 41.4902 |
| **Min Investment (in Rs.)** | **Lumpsum** | 1000 |
| | **SIP** | 1000 |
| **NAV (52WeekHigh){15-Jan-2018}** | | 45.89 |
| **NAV (52WeekLow){02-Mar-2017}** | | 32.12 |

### Quarterly Performance Last % 5Years

| Financial Year | Q1 | Q2 | Q3 | Q4 |
|---|---|---|---|---|
| **2017-2018** | 5.48 | 4.6 | 16.58 | |
| **2016-2017** | 16.33 | 10.74 | -7.77 | 21.83 |
| **2015-2016** | -0.15 | 2.89 | 6.53 | -7.71 |
| **2014-2015** | 32.33 | 5.17 | 11.71 | 3.64 |
| **2013-2014** | 1.62 | -3.29 | 19.05 | 6.96 |

### Top 10 Companies

| Name | (%) | |
|---|---|---|
| Cyient Ltd. | 2.64 | ↑ |
| Chennai Petroleum Corporation Ltd. | 2.60 | ↑ |
| DCB Bank Ltd. | 2.57 | ↓ |
| Gujarat State Petronet Ltd. | 2.51 | ↑ |
| KEC International Ltd. | 2.35 | ↑ |
| Satin Creditcare Network Ltd. | 2.18 | ↓ |
| Tata Metaliks Ltd. | 2.18 | ↑ |
| Johnson Controls - Hitachi Air Conditioning India Ltd. | 2.50 | ↑ |
| Gujarat Narmada Valley Fertilizers & Chemicals Ltd. | 2.38 | ↑ |
| PNC Infratech Ltd. | 2.24 | ↓ |

### Market Capitalisation

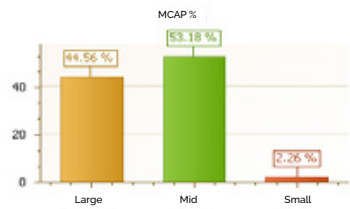


### Asset Details

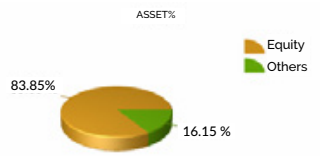


↑↓ Indicates an increase or decrease or no change in holding since last portfolio. ★ Indicates new holding since last portfolio

*LargeCap- >Rs. 5,000 crores; MidCap- between Rs.750 crores to Rs.5,000 crores; SmallCap- <Rs.750 crores.

### SIP Details - Invested Rs 5000 Every Month

| Period | Total Investment (Rs.) | Scheme(Rs) | Benchmark |
|---|---|---|---|
| 1 Year | 60000 | 70532 | 0 |
| 3 Years | 180000 | 279336 | 0 |
| 5 Years | 300000 | 646275 | 0 |
| 10 Years | 600000 | 2080744 | NA |

### Top 10 SectorWise Holding

| | | |
|---|---|---|
| Engineering - Construction | 8.34 | ↑ |
| Bank - Private | 5.33 | ↓ |
| Electric Equipment | 4.64 | ↓ |
| Cement & Construction Materials | 3.92 | ↓ |
| IT - Software | 3.78 | ↑ |
| Finance - Housing | 3.74 | ↓ |
| Household & Personal Products | 3.34 | ↓ |
| Gas Transmission/Marketing | 3.01 | ↓ |
| Refineries | 2.60 | ↑ |

### Scheme Performance As On (19/Feb/18)

| Period | Returns | B'mark | Rank |
|---|---|---|---|
| 3 Months | -0.38 | NA | 206/(284) |
| 6 Months | 12.45 | NA | 57/(272) |
| 1 Year | 30.21 | NA | 47/(251) |
| 3 Years | 13.78 | NA | 22/(203) |
| 5 Years | 20.41 | NA | 13/(158) |
| Since Inception | 15.73 | -91.05 | NA |

### Whats In Whats Out(From Previous Month)

| | Company | Sector |
|---|---|---|
| In | 3 | 1 |
| Out | 1 | 0 |
| No Change %age | 53 | 36 |

### Volatility Measures

| | | | |
|---|---|---|---|
| Fama | 0.04 | Std Dev | 0.84 |
| Beta | 0.88 | Sharpe | 0.1 |

↑ Indicates an increase or decrease in holding since last portfolio

### Best/Worst Return

| | Period | Best Return Fund(%) | Best Return B'mark(%) | Worst Return Period | Worst Return Fund(%) | Worst Return B'mark(%) |
|---|---|---|---|---|---|---|
| **Month** | 04/05/09 to 04/06/09 | 47.21 | NA | 26/09/08 to 27/10/08 | -30.83 | NA |
| **Quarter** | 05/03/09 to 05/06/09 | 89.06 | NA | 02/09/08 to 02/12/08 | -41.25 | NA |
| **Year** | 09/03/09 to 09/03/10 | 161.19 | NA | 07/01/08 to 07/01/09 | -63.47 | NA |

### Fund Performance Vis-a-vis Benchmark

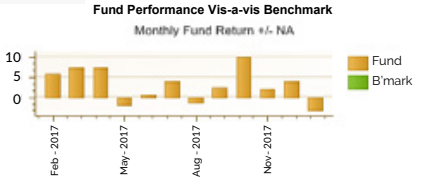


Disclaimer : This document has been prepared by Prabhudas Lilladher Pvt. Ltd. Mumbai, India (PL) and is meant for use by the recipient only as information and is not for circulation. This document is not to be reported or copied or made available to others without prior permission of PL. It should not be considered or taken as an offer to sell or a solicitation to buy or sell any security. The information contained in this document has been obtained from sources that are considered to be reliable. However, PL has not independently verified the accuracy or completeness of the same. Neither PL nor any of its affiliates, its directors or its employees accept any responsibility of whatsoever nature for the information, statements and opinion given, made available or expressed herein or for any omission therein. Recipients of this document should be aware that past performance is not necessarily a guide to future performance and value of investments can go down as well. The suitability or otherwise of any investments will depend upon the recipient's particular circumstances and, in case of doubt, advice should be sought from an independent expert/advisor. Either PL or its affiliates or its directors or its employees or its representatives or its clients or their relatives may have position(s), make market, act as principal or engage in transactions of securities of companies referred to in this report and they may have used the information in this document prior to publication. PL or its affiliates may from time to time solicit orperform investment banking or other services for any company mentioned in this document.