



**PL Capital**  
PRABHUDAS LILLADHER

ASSET  
MANAGEMENT

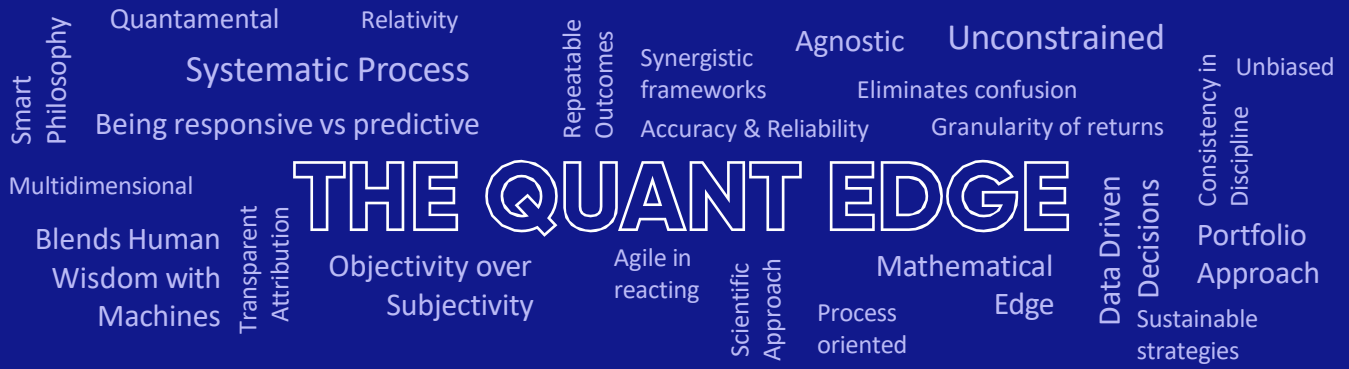
# MADP

**Multi Asset Dynamic Portfolio**

---

The Low Risk, All-Weather Strategy to Wealth  
Creation





Our Multi-Asset Quant Strategy employs a systematic, rules-based approach to dynamically invest across asset classes. This strategy aims to generate superior returns during risk-on periods while diversifying risk during risk-off periods, enabling us to sustainably capture alpha across market cycles.

**We Try To Get It Right By Integrating**

- 1 Right Asset : Drives performance by 91 %\***  
Right asset at right time > holding an asset at all times
  - 2 Right Time : Enhances alpha generation & risk management** Timely, systematic and objective review and rebalance > buy & hold driven by biases
  - 3 Right Factors : Enhances performance by 80%^**  
Blending multiple factors > choosing single factor
- Source: ^PL, \*Brinson, Hood, Beebower. "Determinants of Portfolio Performance". Financial Analysts Journal. July-August 1986; Brinson, Singer, Beetbower. "Determinants of Portfolio Performance II: An Update". Financial Analysts Journal. May-June 1991.

**No Single Asset Class Performs Well Across Market Cycles**



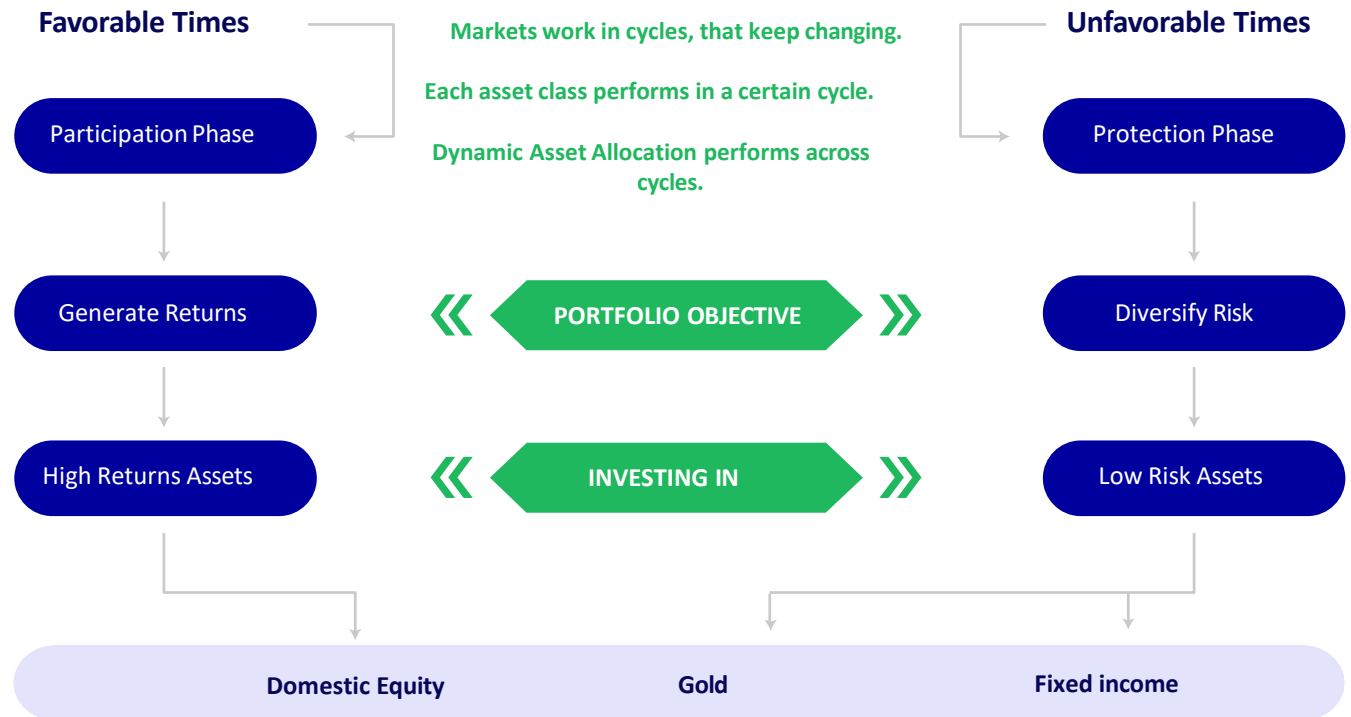


## Capturing Gains

# Phases of Wealth Creation

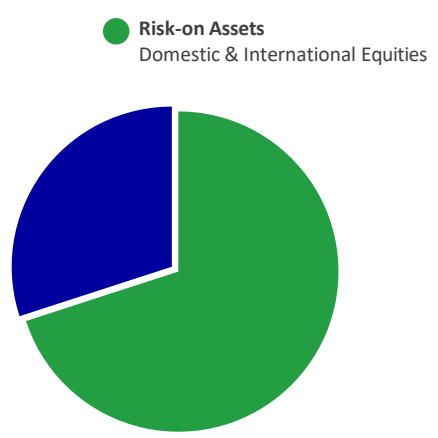


## Avoiding Losses

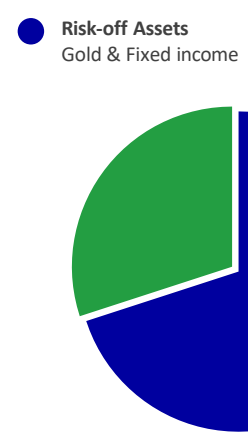


	Domestic Equity	Gold	Fixed income
<b>Purpose</b>	Generate Alpha	Hedging, diversifying equity risk	To protect capital and provide stability
<b>When</b>	Risk On phases & Bull market	Volatile markets, risk off phase & equity bear market	Risk off phase & bear market
<b>Regime</b>	Liquidity & Economic Expansion	Global risk off, inflation & weak sentiments	Growth slowdown and recession periods.
<b>Where</b>	Large, Mid & Small cap ETFs	Gold ETF	Liquid and Bond ETF

### Risk-on Period

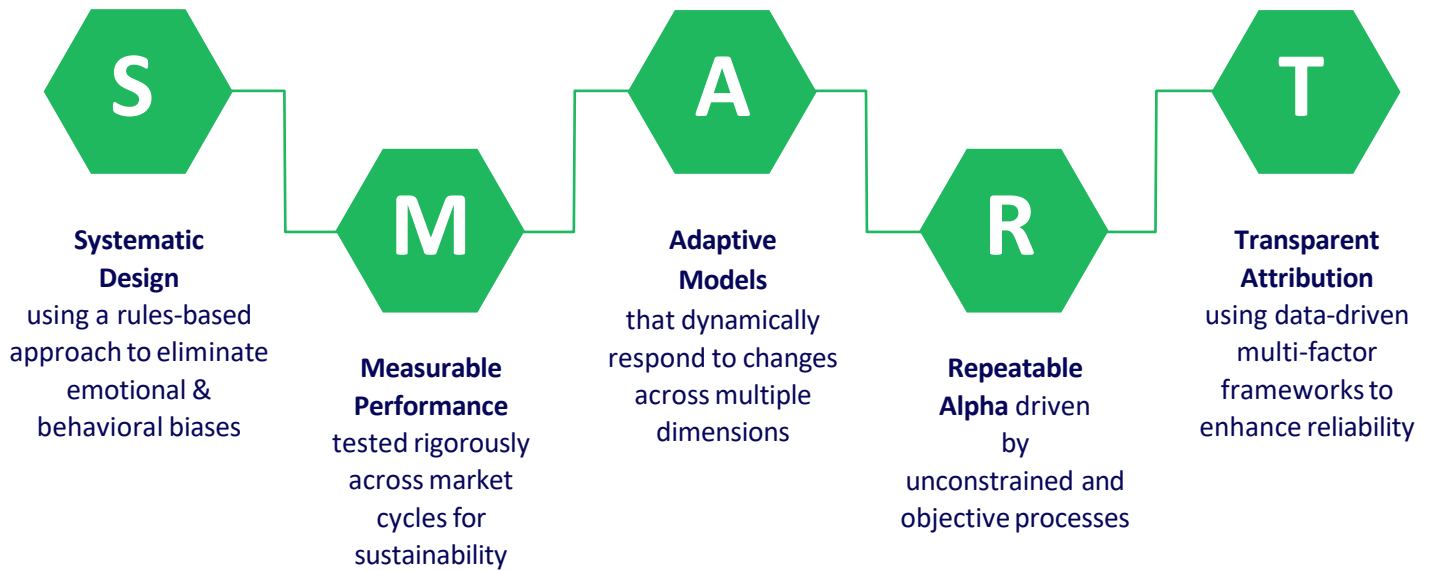


### Risk-off Period

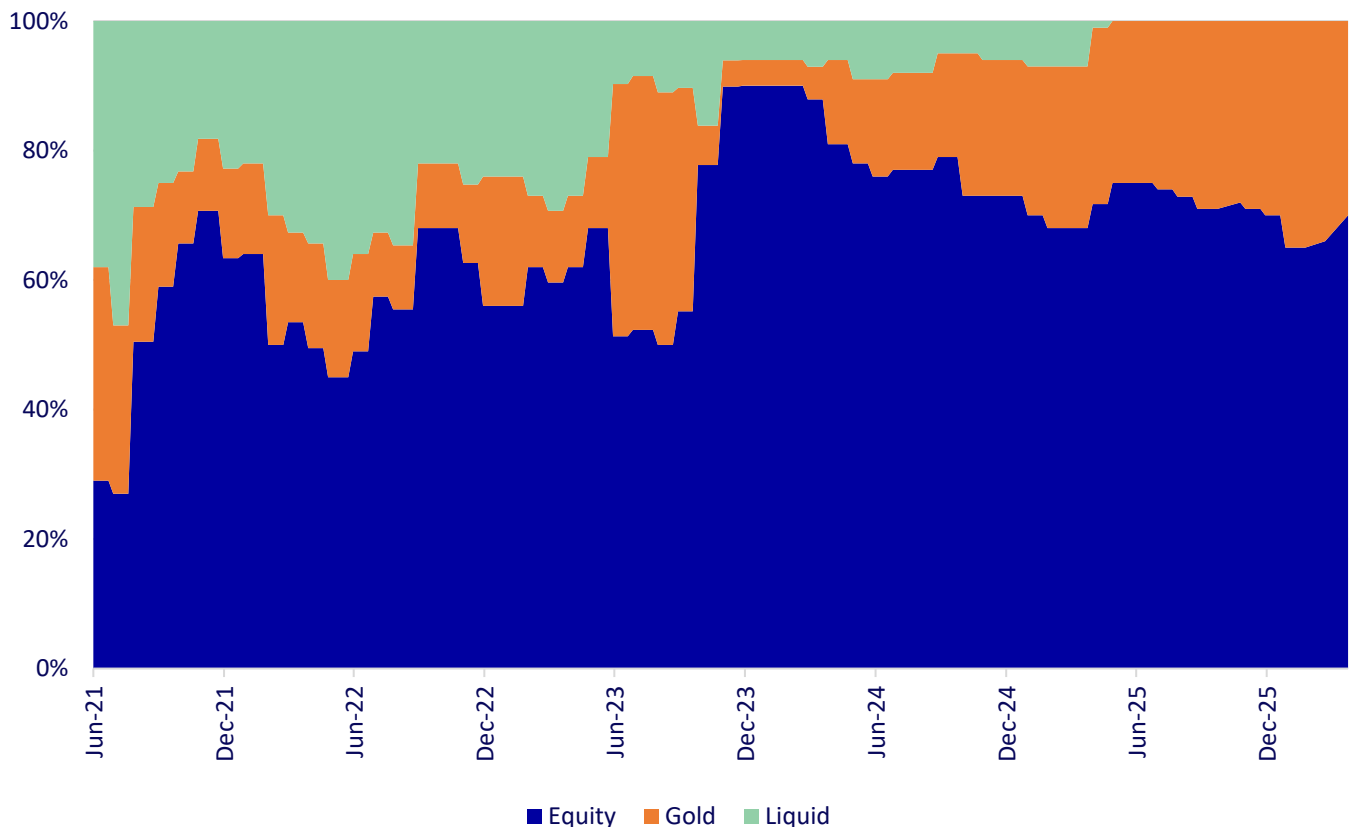


# SMART Investment Philosophy

In the world of smart phones, smart TVs, smart cars and smart homes, we bring to you smart investment strategies



## Historic Asset Allocation Chart



# Key Highlights of MADP

**1 Tactical Asset Allocation Strategy**  
to capture upside in favourable times and protect downside in challenging times

**2 Diversified Portfolio**  
that Invests across Fixed Income, Precious Metals, Domestic & International Equities

**3 Uses a Multi-Factor Quant Model**  
that captures macros, liquidity, trend, risk, valuations and sentiment to dynamically allocate across Asset classes

**4 Sustainable Outperformance**  
A Multi Asset Strategy aimed to generate consistently superior returns across market cycles

**5 Adaptive across Risk on-off phases**  
Manages risk by going defensive and generates returns by going aggressive at opportune time

**6 Superior Returns Lower Volatility**  
It aims to generate healthy returns that beat inflation, debt, gold and equity indices returns over the long term while keeping the portfolio's volatility very low

## MADP Strategy performance:

Period	MADP	Nifty Multi Asset
1 month	-10.16%	-5.90%
3 month	-6.33%	-6.45%
6 month	-0.47%	-3.22%
9 month	0.63%	-3.14%
1 Year	10.50%	3.79%
2 Year	6.62%	5.59%
3 Year	12.88%	11.31%
4 Year	9.71%	8.79%
Since Inception	8.32%	9.28%

Source: PL | Data till 31<sup>st</sup> March 2026

Note: All returns and ratios are net of expenses, fees and associated costs.

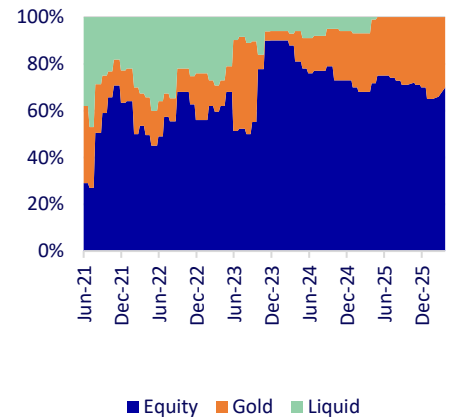
### Last 6 Quarters

Quarter	Strategy	Benchmark
FY24-25 Q1	6.63%	6.85%
FY24-25 Q2	5.17%	5.12%
FY24-25 Q3	-6.30%	-3.13%
FY24-25 Q4	-2.10%	-1.26%
FY25-26 Q1	9.81%	7.15%
FY25-26 Q2	1.10%	0.09%
FY25-26 Q3	6.26%	3.45%
FY25-26 Q4	-6.33%	-6.45%

### Risk Profile

Standard Deviation	10.05%
Sharpe	0.12
Sortino	0.14
Beta	1.1
Max Drawdown	-14.60%

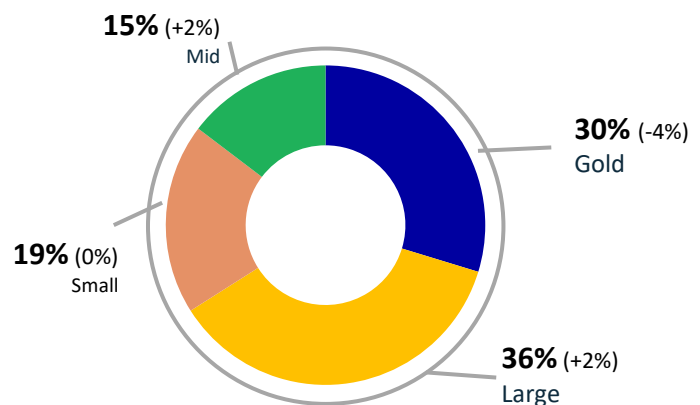
### Historical Allocation



### March Portfolio Returns

Holdings	1M Returns
GOLDBEES	-7.91%
MIDSMALL 400 MOM QUAL 100	-8.70%
SMALL 250 MOM QUAL 100	-9.90%
NIFTYBEES	-11.16%
NIFTY MIDCAP 150	-11.35%
JUNIORBEES	-13.14%

### Asset Allocation



Source: PL | Data till 31<sup>st</sup> March 2026

Source: PL | Data till 31<sup>st</sup> March 2026

Note: Number in brackets indicate change in allocation from previous month



**PL Capital**  
PRABHUDAS LILLADHER

**ASSET  
MANAGEMENT**

**Join the Quant revolution with our**

**MADP PMS**

REACH OUT TO US



**pms@plindia.com**



**7506032001**

Corporate Office : 6th Floor, Tower 2B South Annex, One World Centre, 841, Senapati Bapat Marg, Lower Parel, Mumbai - 400013

Registered Office : 3rd Floor, Sadhana House, 570, P.B. Marg, Behind Mahindra Tower, Worli, Mumbai - 400018

Disclaimer: Strategy may invest substantially in domestic equity and other exchange traded financial instruments Equity securities and equity related securities are volatile and proven to price fluctuations The liquidity of investments made in the portfolio may be restricted by trading volumes and settlement periods Settlement period may be extended significantly by unforeseen circumstances The inability of the portfolio to purchase the intended securities due to settlement problems could cause the portfolio to miss certain investment opportunities Similarly, the inability to sell securities, held in the strategy's portfolio may result, at times, in potential losses to the strategy, should there be a subsequent decline in the value of securities held in the strategy's portfolio Investment in Securities is subject to market risk and there is no assurance or guarantee that the objectives of the investment will be achieved, as with investment in securities, the value of portfolio may go up or down depending upon the factors and forces affecting the capital markets and the portfolio manager is not responsible or liable for the losses resulting from the operations of the portfolio Investments in equity and equity related securities involve a degree of risk and investors should not invest in the strategy unless they can afford to take the risk of losing their investment Performance related information is not verified by SEBI.